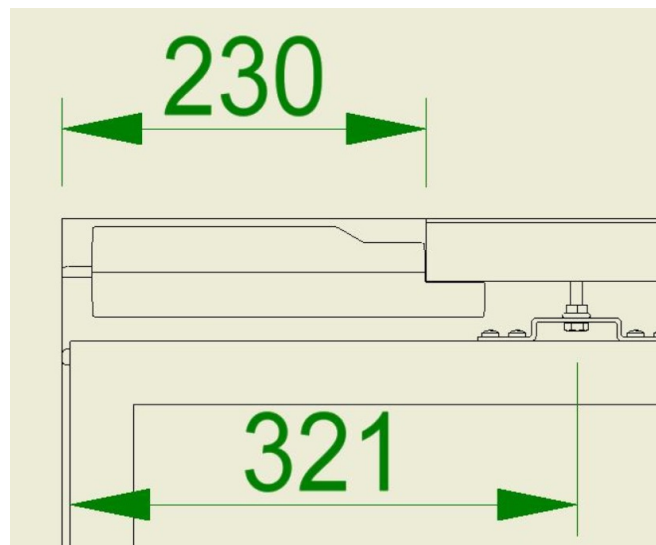


1. SPACE TO BE PROVIDED WHEN INSTALLING THE MOTOR

Rails for Loggia panels are supplied in full stock length and shortened on site.

The space required for fitting the motor and cable is 230 mm. This has no effect on the system width as the brackets are positioned differently on the panel:




2. CAN THE MOTOR BE PLACED ON THE LEFT AND RIGHT SIDES?

The appropriate motor can be selected to fit on the left or right of the system. The panel bracket closest to the motor is adjusted. When choosing a left-side motor, the motor cannot be placed on the right-side afterwards (and vice versa).

3. HOW TO CHOOSE A LEFT OR RIGHT MOTOR

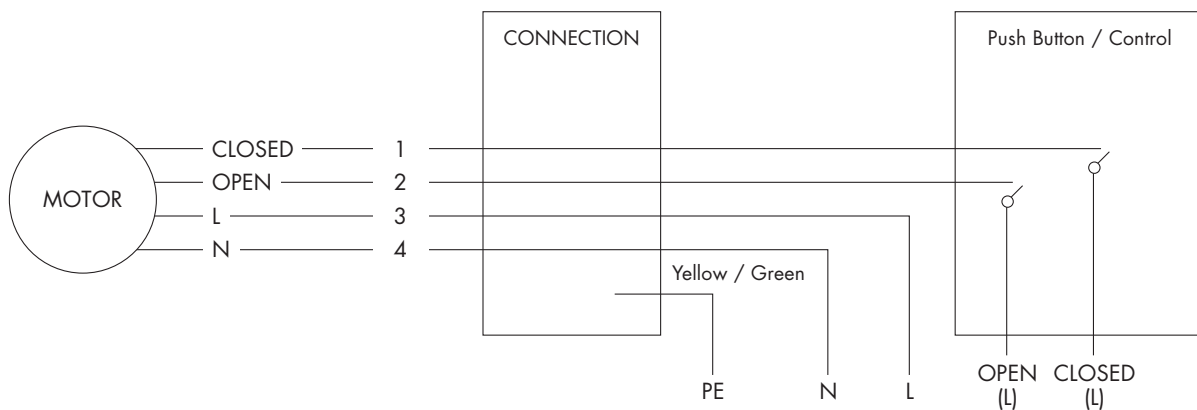
With Loggia panels, one should always look from the outside inwards to make a choice between left or right motor.

In the outside view below, the motor is on the left:



4. HOW IS THE MOTOR CONNECTED?

The motor must be connected as shown below. The motor is controlled by a wall switch.



5. CAN A MOTOR BE ADDED LATER AFTER A LOGGIA SYSTEM HAS ALREADY BEEN PLACED?

No, the brackets on the panels are fitted in a different way if a motorised version is chosen.

6. FINISHING WHEN USING MOTORISATION

Renson recommends finishing the rail of the system with a back cover (sloping or flat) so the belt is not visible.

7. IS IT POSSIBLE TO ADJUST THE MOTOR SPEED?

No, the motor is currently delivered with factory default settings for a standard speed of 5 cm/s.

8. WHAT DOES OBSTACLE DETECTION MEAN?

The motor moves the panel and receives an input regarding an obstacle. The motor will move the panel again, if the obstacle is still there (a second attempt), the motor will stop immediately. The motor will not start again until receiving an impulse from the switch.

9. WHAT CONFIGURATIONS CAN BE USED IN COMBINATION WITH THE LOGGIA MOTOR?

- Single push with 1 panel
- Symmetrical, simultaneous and telescopic push with 2 panels
- At a maximum system width of 7 m

10. CAN MORE THAN 2 PANELS BE OPERATED?

No, the maximum amount of control is currently limited to 2 panels.

11. IS IT POSSIBLE TO INSTALL THE MOTOR IN THE US?

The motor can be installed worldwide, with the exception of the US.

There is currently no UL approval.

12. HOW MANY YEARS OF WARRANTY DOES RENSON OFFER ON THIS MOTOR?

2 year warranty, contact our SAV service in the event of a problem.

13. CAN THE MOTOR BE CONNECTED TO HOME AUTOMATION SYSTEMS?

Control is possible with standard switch modules (idem roller shutter control).

14. IS THE MOTOR AVAILABLE WITH THE OUTDOOR PANELS TOO?

No, this is not possible due to the mounting system for the rails being different.

15. HOW LONG DOES THE INSTALLATION OF THIS MOTOR TAKE?

Between 15 and 30 minutes, depending on system.